

Quarterly Market Update | Q3 2025

---

# Q3 2025 Recap & Q4 2025 Outlook

Trust | Service | Integrity

**Maridea**  
WEALTH MANAGEMENT

# Q3 2025 Recap & Q4 2025 Outlook

## Key Updates on the Economy and Markets

Markets carried their strong momentum from Q2 into Q3, with the S&P 500, Nasdaq, and small-cap stocks each hitting new highs. Investor sentiment remained optimistic despite soft labor market data and mixed economic signals, and stocks traded higher due to strong corporate earnings, the Federal Reserve's pivot toward rate cuts, and easing trade tensions. The technology sector remained an important contributor, as artificial intelligence (AI) companies reported strong earnings growth. At the same time, improving market breadth added fuel to the rally, and small-cap stocks finally broke above their 2021 highs. In this letter, we recap Q3's defining themes, review stock and bond market performance, and look ahead to the final quarter of 2025.

## A Quarter of Transition in the Economy

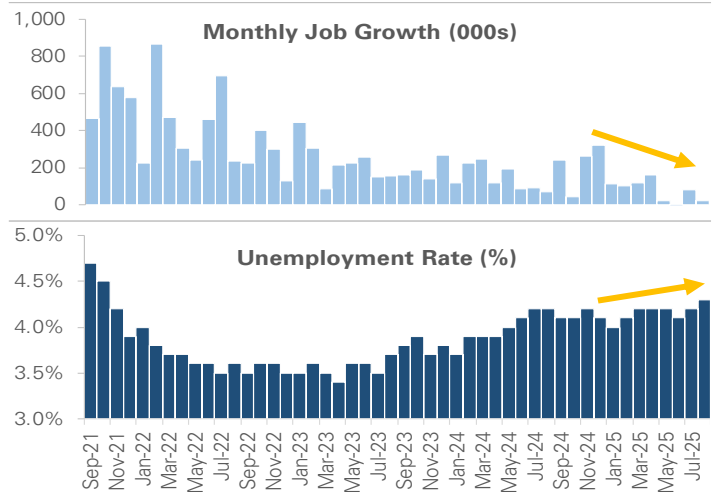
The quarter opened on solid footing. Economic activity had recovered from the tariff-driven volatility earlier in the year, and incoming data pointed to steady consumer and business demand. Job growth was solid, consumers continued to spend, and business surveys showed sentiment was improving. The stock market traded higher in July, driven by confidence that the economy could withstand high interest rates and trade uncertainty without slipping into a recession.

By late summer, cracks began to emerge in the labor market. Figure 1 shows job growth slowed sharply starting in May, with two consecutive months of weak job growth in July and August and negative revisions to prior months. The unemployment rate rose to 4.3%, the highest since 2021. While the labor data raised concerns about an economic slowdown, separate data showed consumer spending remained solid. Economic growth was still positive, but the economy was softening.

The shift in the economic backdrop was significant because it changed the conversation around Federal Reserve policy. As labor market data softened, the market adjusted its forecast to price in a more accommodative Fed and multiple interest rate cuts before year-end.

In the market's view, slowing job growth wasn't a recession signal but rather a catalyst for the Fed to resume its rate-cutting cycle. The question was when, not if, the Fed would deliver its next cut.

**FIGURE 1 – Monthly Job Growth Slows & Unemployment Rises**

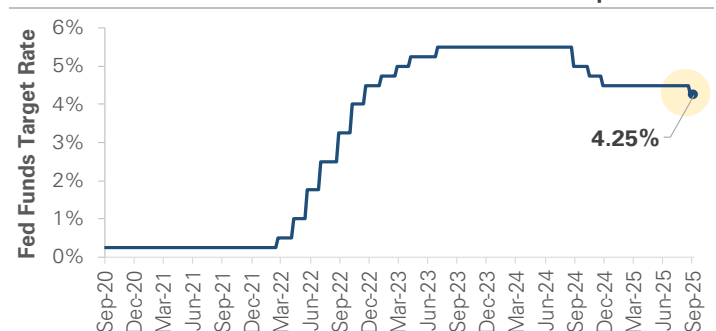


Source: Department of Labor. Time Period: September 2021 to September 2025. Latest available data as of 9/30/2025.

## Fed Cuts Interest Rates After a 9-Month Pause

The Federal Reserve held interest rates steady at its late-July meeting, citing a solid labor market and lingering inflation risk. However, the outlook changed two days later when the July jobs report missed expectations. In his Jackson Hole speech a few weeks later, Fed Chair Jerome Powell laid the groundwork for a September rate cut. He noted that monetary policy appeared restrictive and said softening labor market data might justify a rate cut, despite inflation still above target. Powell's remarks reinforced expectations for a September cut and marked a clear shift from fighting inflation to supporting the labor market.

**FIGURE 2 – Federal Reserve Cuts Interest Rates in September**



Source: Federal Reserve. Time Period: September 2020 to September 2025. Latest available data as of 9/30/2025.

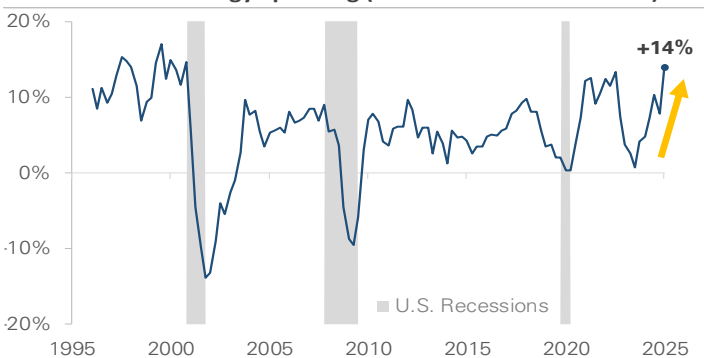
As expected, the Fed delivered a -0.25% rate cut in September, ending its 9-month pause (Figure 2). In his press conference, Fed Chair Powell framed the move as a “risk management” cut, describing it as a proactive step to keep the economic expansion on track rather than concern about a recession. The central bank updated its policy forecast to include two more rate cuts before year-end, with the potential for more in 2026. The revised forecast and Powell’s remarks signaled a measured and gradual rate-cutting cycle rather than an aggressive one.

The market initially celebrated the Fed’s decision, with stocks climbing to record highs and interest-rate-sensitive sectors outperforming. However, sentiment cooled in late September after a batch of stronger-than-expected data suggested the economy may need fewer rate cuts. New home sales rose sharply, Q2 GDP growth was revised higher, and consumer spending remained solid. The data caused investors to dial back their rate cut expectations, and by quarter-end, the market was pricing in a slower pace of cuts.

### Artificial Intelligence Theme Dominates Headlines

Artificial intelligence continued to be a top market theme during the quarter. Figure 3 shows technology-related investment grew +14% year-over-year in Q2, the second consecutive quarter and the fastest pace since the late 1990s. The spending is tied to the AI industry buildout, with billions being spent on high-performance computer chips, cloud architecture, data center construction, and the power and cooling needed to run it all. The spending boom has become a significant contributor to economic growth and helped offset softness in rate-sensitive areas, such as housing, manufacturing, and non-AI business investment.

**FIGURE 3 – Technology Spending (% Year-Over-Year Growth)**



Source: U.S. Bureau of Economic Analysis. Data represents the year-over-year growth rate of private investment in information processing equipment and software. Time Period: Q1 1996 to Q2 2025. Latest available data as of 9/30/2025.

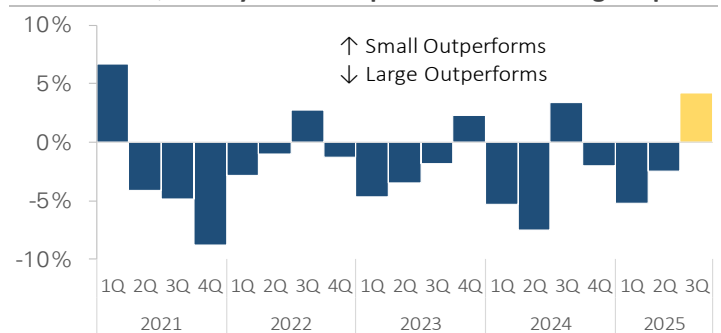
Management teams across the AI supply chain continue to report strong demand. Spending plans measure in the hundreds of billions, and order backlogs span years, not quarters, into the future. The commentary and scale of investment reinforce the market’s belief that AI will drive capex budgets in the coming years, and investors see AI infrastructure spending as a durable theme with room for growth. In the equity market, AI enthusiasm has fueled outsized gains in specific technology and semiconductor stocks, creating a wide divide between AI-infrastructure leaders and the broader market.

While investors view AI as a multi-year investment cycle rather than a one-off spending burst, a more balanced conversation around AI is also taking place. Some question whether spending is outpacing potential revenue growth, and early studies have questioned whether the productivity gains from the new technology justify the high level of investment. These concerns have triggered periodic volatility, but they haven’t derailed the broader narrative that AI will continue to be a key driver of corporate earnings growth, economic growth, and market returns.

### Equity Market Recap – Stocks Rally to New Highs as Market Leadership Broadens

Stocks climbed to new highs in Q3, boosted by the Fed’s rate cut, resilient earnings, and continued enthusiasm around AI. The Fed’s rate cut marked a shift toward policy support and fueled optimism for a “soft landing”, a scenario whereby the economy slows but avoids a recession. Trade policy was another tailwind, and progress on deals with major trading partners reduced the near-term risk of escalation.

**FIGURE 4 – Quarterly Return Gap: U.S. Small vs. Large Caps**



Source: S&P Global, Russell Indices. Index performance is for illustrative purposes only and does not reflect any management fees, transaction costs or expenses. Indexes are unmanaged and one cannot invest directly in an index. Past performance does not guarantee future results. Latest available data as of 9/30/2025.

The S&P 500 gained more than +8% in Q3, bringing its year-to-date return to over +14%. Technology stocks remained a key driver, but broader market leadership also provided a tailwind. Small-cap stocks rallied sharply in anticipation of the Fed's rate cut. The Russell 2000 surpassed its previous high from 2021 and returned nearly +12% as investors bet that rate cuts would benefit smaller companies. Figure 4 shows small caps posted their biggest quarter of outperformance over the S&P 500 since Q1 2021. In another sign of the market's optimism, cyclical sectors broadly outperformed their defensive counterparts.

International stocks performed in line with the S&P 500 in Q3, but headline results masked significant divergence beneath the surface. Emerging markets outperformed U.S. stocks, driven by renewed stimulus efforts in China and strong gains from AI-related companies in Asia. The Fed's decision to resume its rate-cutting cycle provided another tailwind, as emerging markets—like U.S. small caps—are often viewed as more sensitive to rate cuts and shifts in global financial conditions. In contrast, developed markets underperformed U.S. stocks. European equities ended the quarter modestly higher as they consolidated gains from earlier this year. Despite the quarter's mixed returns, both emerging and developed markets have gained more than +25% year-to-date. The two indices are each outperforming the S&P 500 by more than +10% since the start of 2025.

### **Credit Market Recap – Bonds Trade Higher as the Fed Resumes Its Rate-Cutting Cycle**

Interest rates fluctuated in Q3 but ended the quarter lower. Treasury yields rose in July as stronger-than-expected economic data pushed back the expected timing of Fed rate cuts. However, yields reversed sharply lower in August after the soft labor market data and Chair Powell's speech. Treasury yields declined further in early September after the weak August jobs report, but they ticked higher later in the month as economic data stabilized.

The decline in Treasury yields caused bonds to trade higher. Longer-maturity bonds outperformed due to their higher sensitivity to falling interest rates, while shorter-maturity bonds underperformed.

This outperformance extended to corporate bonds, where investment-grade outperformed high-yield as the combination of falling interest rates and credit spread tightening produced gains.

Corporate credit spreads remain tight by historical standards. Investment-grade and high-yield spreads are at their tightest levels in decades, a reflection of investor confidence in corporate earnings growth and the economic outlook. While spread tightening has supported corporate bond returns recently, it means valuations are no longer cheap. Corporate bonds offer compelling yields for income-focused investors, but they also come with important trade-offs. When credit spreads are this tight, there's less margin of safety if earnings or economic growth disappoint. If either of these scenarios occur, Treasury bonds could outperform corporate bonds despite their lower yields.

### **Q4 Outlook – Navigating a Busy End to the Year**

The outlook for the economy is constructive heading into Q4, although the path may be uneven. Growth appears to be moderating, with softer labor market data offset by solid consumer spending. Investors will be watching closely to see whether the slowdown remains orderly or turns into something more disruptive. For now, the market views a "soft landing" as the base case, where the economy cools enough to ease inflation pressures without causing a recession. A sharp drop in either job growth or consumer spending would challenge the soft-landing narrative that pushed the stock market to new all-time highs in Q3.

Federal Reserve policy will likely dominate headlines again in Q4. The Fed's September rate cut ended its 9-month pause, but policymakers have signaled a gradual easing cycle rather than an aggressive one. The market forecasts two more cuts by year-end, though this outlook could shift if inflation reaccelerates or the labor market stabilizes. In that sense, Q4 is set up to be a very data-dependent quarter, with jobs, inflation, and consumer spending data all impacting the market and economic outlook.

Corporate earnings will be another area of focus. Earnings have proven surprisingly resilient this year, with Q2 earnings season producing solid growth and a high beat rate despite tariff volatility and policy uncertainty.

The Q3 earnings season begins in mid-October, and management guidance will be key as companies update investors on the impact of tariffs and their 2026 outlooks. Profit margins are likely to remain under scrutiny due to tariffs, economic uncertainty, and supply chain challenges. Earnings growth is expected to remain positive in Q4, though the pace may moderate.

AI-related capital investment remains a major theme. Companies are reporting unfilled orders stretching into 2026 and capex plans measuring in the hundreds of billions, reinforcing the view that AI will be a multi-year investment cycle. However, valuations for AI companies are expensive, and much of the backlogs and spending plans are widely known and already reflected in stock prices. An earnings disappointment or skepticism around AI's economics could weigh on the technology sector's leadership and, by extension, the broader equity market.

It's been a busy year for markets, and Q4 is shaping up to be no different. Our team is watching the data and policy developments closely as we help clients stay positioned for the coming quarters. The market's ups and downs this year are a good reminder that investing is a marathon, not a sprint.

## THIS QUARTER IN NUMBERS

FIGURE 5

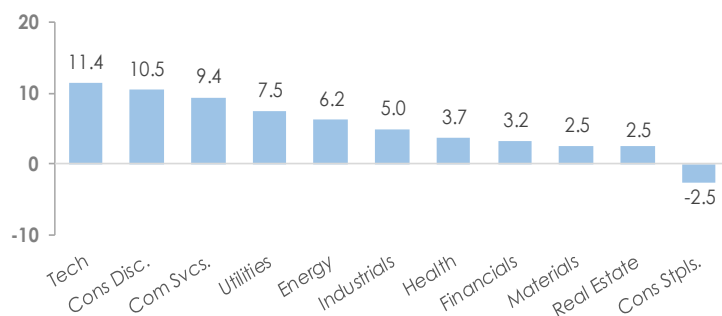
### U.S. Style Returns (3Q 2025 in %)

	Value	Blend	Growth
Large	5.3	8.1	10.4
Mid	6.1	5.3	2.8
Small	12.6	12.4	12.1

Data Reflects Most Recently Available As of 9/30/2025

FIGURE 6

### U.S. Sector Returns (3Q 2025 in %)



Data Reflects Most Recently Available As of 9/30/2025

FIGURE 7

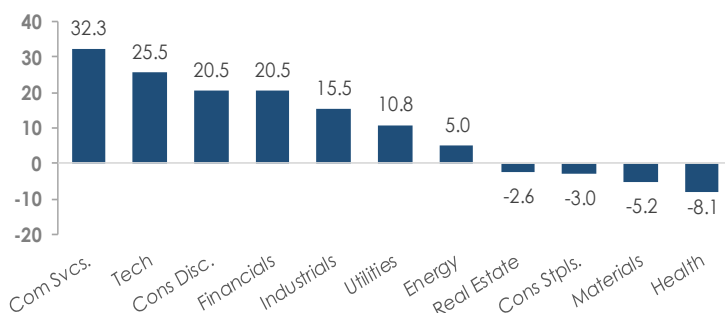
### U.S. Style Returns (1-Year in %)

	Value	Blend	Growth
Large	9.1	17.4	25.2
Mid	7.2	10.9	21.8
Small	7.7	10.6	13.4

Data Reflects Most Recently Available As of 9/30/2025

FIGURE 8

### U.S. Sector Returns (1-Year in %)



Data Reflects Most Recently Available As of 9/30/2025

FIGURE 9

### Market Data Center

Stocks	1 month	3 months	6 months	YTD	1 year	3 years
S&P 500	3.6%	8.1%	19.7%	14.6%	17.4%	92.3%
Dow Jones	2.0%	5.6%	11.3%	10.2%	11.2%	68.5%
Russell 2000	3.2%	12.4%	21.9%	10.3%	10.6%	51.4%
Russell 1000 Growth	5.2%	10.4%	29.9%	16.9%	25.2%	125.3%
Russell 1000 Value	1.4%	5.3%	9.1%	11.3%	9.1%	57.3%
M SCI EAFE	2.1%	4.5%	16.1%	25.5%	14.7%	78.3%
M SCI EM	7.1%	10.7%	23.2%	28.8%	19.0%	62.0%
NASDAQ 100	5.4%	9.0%	28.3%	17.8%	23.6%	127.6%

	Dividend Yield	NTM P/E	P/B
S&P 500	1.09%	22.6x	5.1x
Dow Jones	1.46%	20.4x	5.4x
Russell 2000	1.00%	24.6x	2.0x
Russell 1000 Growth	0.35%	30.9x	13.2x
Russell 1000 Value	1.73%	17.2x	2.8x
M SCI EAFE	2.77%	15.1x	2.0x
M SCI EM	2.22%	13.8x	1.9x
NASDAQ 100	0.47%	27.9x	8.1x

Fixed Income	Yield	1 month	3 months	YTD	1 year	3 years
U.S. Aggregate	4.37%	1.1%	2.0%	6.1%	2.8%	14.6%
U.S. Corporates	4.80%	1.9%	2.8%	7.4%	3.0%	22.2%
Municipal Bonds	3.62%	2.2%	2.7%	2.0%	1.1%	12.7%
High Yield Bonds	6.48%	0.9%	2.1%	7.1%	6.9%	32.7%

Commodities	Level	1 month	YTD
Oil (WTI)	62.43	-2.5%	-13.0%
Gasoline	2.08	-2.2%	3.5%
Natural Gas	3.33	11.1%	7.5%
Propane	0.71	3.4%	-8.6%
Ethanol	1.76	6.0%	19.4%
Gold	3,888	10.6%	47.2%
Silver	46.84	15.0%	60.2%
Copper	4.84	7.1%	21.5%
Steel	803	1.3%	13.3%
Corn	4.16	-1.0%	-9.3%
Soybeans	9.84	-7.1%	-2.4%

Key Rates	9/30/2025	8/31/2025	6/30/2025	3/31/2025	9/30/2024	9/30/2022
2-Year Treasury	3.61%	3.61%	3.71%	3.89%	3.64%	4.20%
10-Year Treasury	4.15%	4.22%	4.23%	4.21%	3.79%	3.80%
30-Year Treasury	4.73%	4.92%	4.79%	4.58%	4.13%	3.77%
30 Yr Fixed Mortgage	6.35%	6.62%	6.80%	6.77%	6.68%	6.35%
Prime Rate	7.25%	7.50%	7.50%	7.50%	8.00%	6.25%

Data Reflects Most Recently Available As of 9/30/2025

# About Maridea Wealth Management

Maridea is an independent advisory firm dedicated to providing clients with objective, thoughtful investment and financial guidance. We strive to deliver exceptional wealth services for exceptional families and institutions. Our mission is to provide comprehensive, objective investment and financial guidance that is focused on asset preservation and enhancement through the implementation of sophisticated investment strategies. We look to further enhance our clients' lives and missions through the alignment of their wealth and what matters most. We understand the importance of being responsive and proactive, and strive to go the extra mile to meet the needs of clients.

## Contact Us

Address: 25 Kent Avenue, Suite 401, Brooklyn NY 11249

Telephone: (347) 289 5227

Email: [info@marideawealth.com](mailto:info@marideawealth.com)

Website: [www.marideawealth.com](http://www.marideawealth.com)

## Firm Disclosure

This material is provided for informational purposes only. The information contained herein should not be construed as the provision of personalized investment advice. Information contained herein is subject to change without notice and should not be considered as a solicitation to buy or sell any security. Past performance is no guarantee of future results. Investing in the stock market involves the risk of loss, including loss of principal invested, and may not be suitable for all investors. This material contains certain forward-looking statements which indicate future possibilities. Actual results may differ materially from the expectations portrayed in such forward-looking statements. As such, there is no guarantee that any views and opinions expressed in this material will come to pass. Additionally, this material contains information derived from third party sources. Although we believe these sources to be reliable, we make no representations as to the accuracy of any information prepared by any unaffiliated third party incorporated herein, and take no responsibility therefore. All expressions of opinion reflect the judgment of the authors as of the date of publication and are subject to change without prior notice.

---

Maridea Wealth Management is an independent advisory firm dedicated to providing clients with objective, thoughtful investment and financial guidance.

We strive to deliver exceptional wealth services for exceptional families and institutions. We are guided by expert advisors and have a deep understanding of your requirements to provide an exceptional client journey. We understand the importance of being responsive and proactive, and strive to go the extra mile to meet the needs of our clients. Our service offerings include financial planning, investment management, estate planning, risk management and more.

---

We would be pleased to discuss any of these topics and opportunities with you.

Please contact us at [info@marideawealth.com](mailto:info@marideawealth.com)

**Maridea**  
WEALTH MANAGEMENT

Maridea refers to Maridea Wealth Management, LLC an SEC registered investment adviser. SEC registration does not imply any specific level of skill or training.