



Monthly Market Update | January 2024

---

# With Inflation Falling, Market Expects Rate Cuts

Trust | Hospitality | Fiduciary

**Maridea**  
WEALTH MANAGEMENT

# With Inflation Falling, Market Expects Rate Cuts

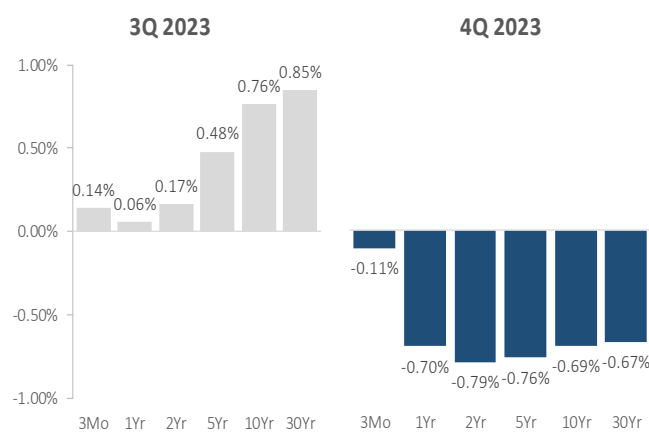
## Key Updates on the Economy and Markets

Financial markets underwent a sizeable shift in the fourth quarter. Treasury yields, which spiked in Q3, reversed lower as inflation eased and the Federal Reserve hinted at interest rate cuts in 2024. The decline in interest rates was a significant tailwind for stocks and bonds. The S&P 500 gained +11.6% during the quarter, and bonds produced their best quarterly return since Q2 1989. This letter recaps the fourth quarter, discusses the decline in Treasury yields and the potential for interest rate cuts, and looks ahead to 2024.

## Treasury Yields Reverse Lower in Fourth Quarter

Following a significant increase in Q3, Treasury yields moved sharply lower in Q4. Figure 1, which compares the change in yields during the two quarters, graphs the opposing interest rate moves. The gray bars show yields increased in Q3, with longer maturity yields rising the most. In contrast, the navy bars show yields reversed sharply in Q4, erasing nearly all their Q3 rise. The abrupt reversal can be attributed to a significant change in the market's view heading into 2024.

**FIGURE 1 – U.S. Treasury Yield Movement (Q3 vs Q4)**



Source: U.S. Treasury

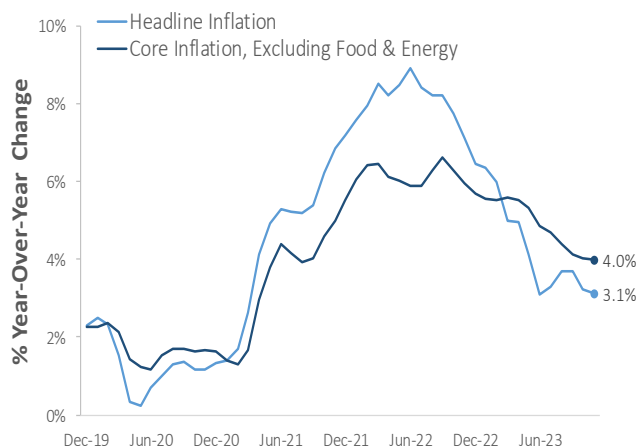
Investors had two key concerns, both of which contributed to the rise in Treasury yields during Q3. First, the U.S. economy continued to outperform expectations, which raised concerns that the Federal Reserve might need to keep interest rates high for an extended period to cool inflation. Second, the fiscal deficit was growing quickly as government spending increased. Investors were concerned the U.S. Treasury would need to issue a large amount of new debt to finance the growing deficit but that there wouldn't be enough buyers for the new bonds, potentially causing yields to rise if supply outweighed demand.

A notable shift occurred in November, setting off a sharp reversal in Treasury yields. Investor worries about increased Treasury bond issuance were alleviated as the U.S. Treasury revealed plans to slowly increase bond issuance. The market felt there would be enough demand to absorb the new bonds, lowering the probability that too much bond supply would cause yields to rise. In addition, data showed that inflation continued to decline even as the economy continued to exceed expectations. Investors' fears about persistent inflation and high-interest rates faded from view, and yields declined.

## With Inflation Falling, Market Expects Rate Cuts

Data shows that inflation pressures continue to ease. Figure 2 graphs the year-over-year change in headline and core inflation. Headline inflation, which peaked at 9.1% in June 2022, dropped to 3.1% in November 2023. Likewise, core inflation, which excludes the volatile categories of food and energy, now stands at 4.0% after peaking at 6.6% in September 2022. The price declines have been widespread across categories, with price pressures easing across food, energy, airfares, and household furnishings and appliances.

**FIGURE 2 – Inflation Pressures Continue to Decline from Peak**



Source: Department of Labor. Seasonally adjusted data.

Investor optimism is on the rise as price pressures ease, with inflation forecasted to remain low and stable in 2024. Likewise, the Federal Reserve is hinting at interest rate cuts if inflation continues to fall. Investors are more confident that the Fed will cut interest rates in early 2024, with no clear need to keep interest rates at current levels as inflation falls back toward 2%. Looking ahead to 2024, futures markets currently forecast six interest rate cuts, with the first cut as early as March. It's a big change from Q3, when there was concern that the Federal Reserve would need to keep raising interest rates. One of the key themes to watch in 2024 will be how much the Federal Reserve cuts rates.

### U.S. Economy Defied Expectations in 2023

The question heading into 2023 was whether the economy could withstand the effects of higher interest rates. The Federal Reserve aimed to cool inflation by raising interest rates and reducing demand, and the central bank appeared to be well on its way toward accomplishing its goal.

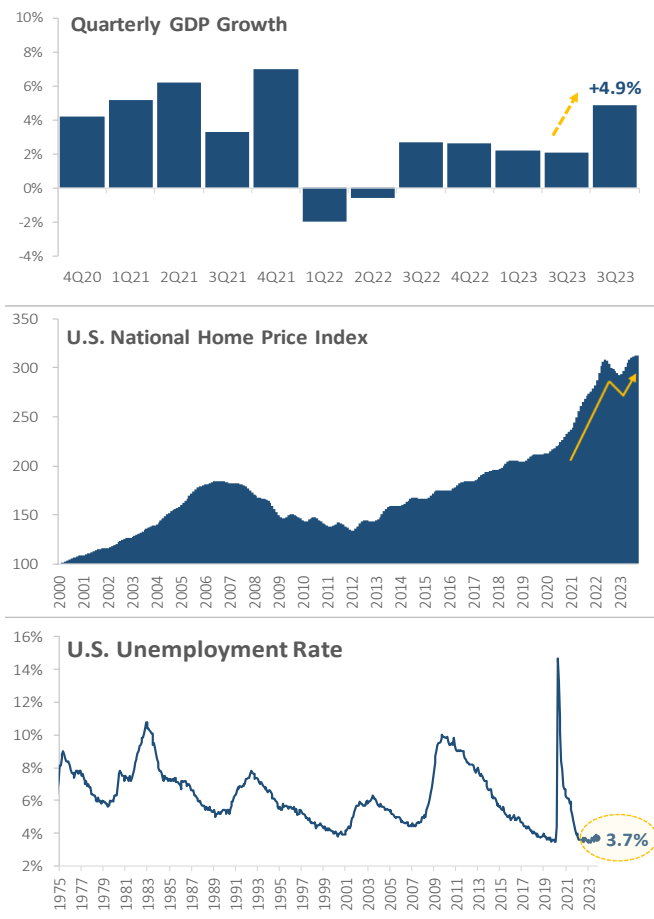
The cost of capital was rapidly increasing. The housing market and home construction activity were slowing. Shipping rates were falling as freight demand declined and supply chains normalized.

While portions of the economy slowed in 2023, the broader economy displayed remarkable resilience, even as the Federal Reserve continued to raise interest rates.

Figure 3 graphs three data points that underscore this resilience. The top chart shows the U.S. economy grew at a +4.9% annualized pace in Q3, the fastest pace since Q4 2021. Multiple factors contributed to the above-average growth, including consumer spending, government investment at the federal and state levels, and companies restocking inventories. The middle section shows the surge in U.S. home prices during the pandemic, as factors like remote work, low mortgage rates, and rising wages boosted home demand. The home price index initially peaked in mid-2022 and declined over the next 10 months as rising mortgage rates weighed on demand. However, home prices rose to a new record high as the housing market reaccelerated in the second half of 2023. The bottom chart shows the U.S. unemployment rate remains below 4%, a level that is low by historical standards and showcases the labor market's strength.

While these three data points are lagging and reflect past performance, they underscore the economy's resilience. They also indicate that higher interest rates aren't having the impact that many thought they would. With inflation falling and the economy growing, investors are starting to believe that the Fed can achieve its goal of lowering inflation without negatively impacting the economy.

**FIGURE 3 – Data Highlights the U.S. Economy's Resilience**



Source: Bureau of Economic Analysis, Dow Jones, Department of Labor. Latest available data as of December 31st, 2023.

### Equity Market Recap – Stocks Trade Near Highs

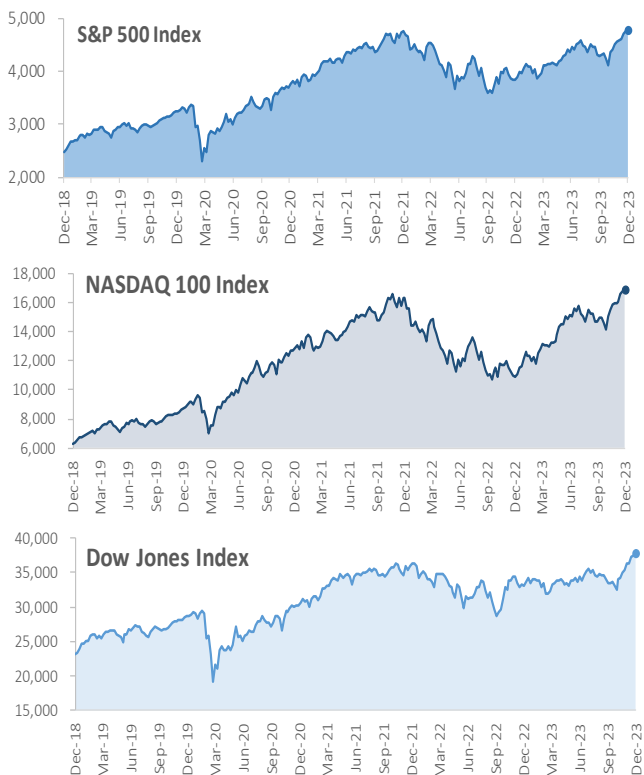
Falling interest rates were a tailwind for stocks in the fourth quarter. Key stock market indices like the S&P 500, the Dow Jones, The NASDAQ 100, and the Russell 2000 each returned more than +11%. Real estate was the top-performing sector as falling interest rates relieved pressure on property owners, and cyclical sectors outperformed defensive sectors.

In December, the Russell 2000 Index of small cap stocks outperformed the S&P 500 by +7.6%, its biggest month of outperformance since February 2000. The broad-based stock market rally demonstrates investors' growing enthusiasm, with inflation falling, the economy surpassing expectations, and the Fed signaling the end of rate hikes.

What does the financial landscape look like today? Following the Q4 rally, multiple major stock market indices are trading near all-time highs. Figure 4 graphs the prices of three broad stock market indices: the S&P 500, the NASDAQ 100, and the Dow Jones. The S&P 500 is hovering near its January 2022 all-time high, while the NASDAQ 100 and Dow Jones both made new all-time highs in December. On a year-to-date basis, the S&P 500 returned +26% in 2023, and the Russell 2000 returned +16.7%. The NASDAQ 100 soared +54.7%, its biggest year since 1999. Along the way, stocks defied higher interest rates, geopolitical tensions, and multiple U.S. regional bank failures to record solid gains.

In Q4, international stocks underperformed U.S. stocks for the third consecutive quarter. This underperformance can be attributed to multiple themes.

**FIGURE 4 – Stock Market Indices Trade Near All-Time Highs**



Index performance is for illustrative purposes only and does not reflect any management fees, transaction costs or expenses. Indexes are unmanaged and one cannot invest directly in an index. Past performance does not guarantee future results. Index performance does not represent actual Fund performance. Time Period: December 2018 - December 2023.

First, international stock market indices lack exposure to leading artificial intelligence companies, like Microsoft and Nvidia. Second, as discussed above, the U.S. economy has displayed resilience to higher interest rates. In contrast, some countries and regions outside the U.S. are already showing the impact of higher interest rates. Investors are attracted to the U.S. for both its AI exposure and relative economic strength.

### **Credit Market Recap – Bonds Rally as Yields Fall**

Bonds traded higher in Q4 as Treasury yields reversed their Q3 rise. The Bloomberg U.S. Bond Aggregate, which tracks a broad index of U.S. investment-grade rated bonds, produced a total return of +6.7%. It marked the first quarterly gain since Q1 2023 and the biggest quarterly gain since Q2 1989. This shift in investor sentiment toward bonds can be attributed to several factors, including two themes we've already discussed. Inflation is falling, and the Federal Reserve is expected to start cutting interest rates.

After weathering an extended period of negative returns as the Federal Reserve raised interest rates, bonds are now experiencing a resurgence in popularity. Investors have been trying to time the top in Treasury yields, and as sentiment improved and rates declined in Q4, investors rushed to lock in yields. It's a dynamic that's played out in recent quarters, which has contributed to the increased bond market volatility. The question is whether investors have accurately picked the peak in yields. The answer will be determined by the trajectory of inflation and the Fed's interest rate cuts.

### **2024 Outlook – What to Watch?**

Heading into the new year, the economy is growing at a solid pace, the labor market is tight, inflation is decelerating, and the housing market shows early signs of a rebound.

Economic data indicates that higher interest rates have yet to make a significant impact. Stocks trade near all-time highs, and bonds just staged their best quarter since 1989. There is a growing sense of optimism, but can the economy live up to that optimism?

Multiple themes suggest the U.S. economy experienced a structural shift during the pandemic. Cross country migration during the pandemic is driving increased government investment today as states and local municipalities expand and build infrastructure to meet increased demand and usage. This translates into new schools, more expansive road networks, new neighborhoods, and airport expansions.

In addition, there is still a housing shortage after the U.S. was underbuilt following the 2008 financial crisis. Remote work is a new phenomenon, but it doesn't appear to be going away anytime soon. Fridays and Mondays are no longer constraints on taking a weekend trip, which could lead to more spending on services and experiences. It takes time for higher interest rates to work their way into the economy, and the economy could slow in 2024. However, these structural changes demonstrate how today's economy differs from pre-pandemic economy.

Looking ahead at the calendar, the 2024 presidential election will grab headlines for most of the year, with the first primary elections taking place in January. It will be a busy time as candidates discuss their platforms. There will be a lot of talk about new policies and big changes, but it's important to keep the bigger picture in mind. Election headlines tend to be more noise than anything of substance. Elections create uncertainty and volatility, but history shows us that economic growth and corporate earnings ultimately drive markets over the long term. Our focus in 2024 will be on the growing list of non-political themes, such as interest rate cuts and the post-pandemic changes impacting the economy.

## THIS QUARTER IN NUMBERS

FIGURE 5

### U.S. Style Returns (4Q 2023 in %)

|       | Value | Blend | Growth |
|-------|-------|-------|--------|
| Large | 9.5   | 11.6  | 14.2   |
| Mid   | 12.0  | 12.7  | 14.5   |
| Small | 15.3  | 14.0  | 12.8   |

Data Reflects Most Recently Available As of 12/31/2023

FIGURE 7

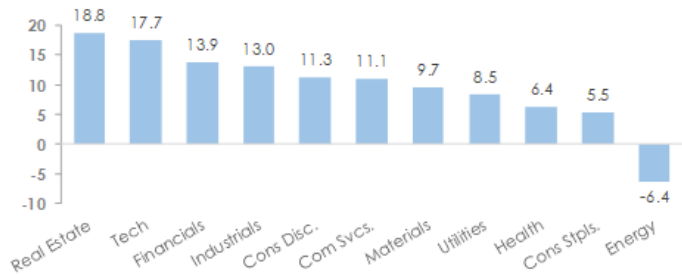
### U.S. Style Returns (2023 in %)

|       | Value | Blend | Growth |
|-------|-------|-------|--------|
| Large | 11.2  | 26.0  | 42.5   |
| Mid   | 12.3  | 16.9  | 25.6   |
| Small | 14.3  | 16.7  | 18.4   |

Data Reflects Most Recently Available As of 12/31/2023

FIGURE 6

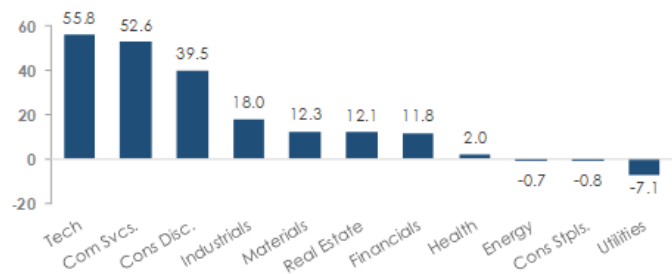
### U.S. Sector Returns (4Q 2023 in %)



Data Reflects Most Recently Available As of 12/31/2023

FIGURE 8

### U.S. Sector Returns (2023 in %)



Data Reflects Most Recently Available As of 12/31/2023

FIGURE 9

### Market Data Center

| Stocks              | 1 month | 3 months | 6 months | YTD   | 1 year | 3 years | Dividend Yield | NTM P/E | P/B   |
|---------------------|---------|----------|----------|-------|--------|---------|----------------|---------|-------|
| S&P 500             | 4.6%    | 11.6%    | 8.0%     | 26.0% | 26.0%  | 32.1%   | 1.40%          | 19.6x   | 4.4x  |
| Dow Jones           | 4.9%    | 13.0%    | 10.6%    | 15.8% | 15.8%  | 29.4%   | 1.81%          | 17.6x   | 4.7x  |
| Russell 2000        | 12.1%   | 14.0%    | 8.0%     | 16.7% | 16.7%  | 6.1%    | 1.35%          | 22.0x   | 1.8x  |
| Russell 1000 Growth | 4.4%    | 14.2%    | 10.6%    | 42.5% | 42.5%  | 28.0%   | 0.61%          | 26.5x   | 11.5x |
| Russell 1000 Value  | 5.5%    | 9.5%     | 5.9%     | 11.2% | 11.2%  | 27.7%   | 2.02%          | 14.9x   | 2.4x  |
| M SCI EAFE          | 5.3%    | 10.7%    | 5.2%     | 18.2% | 18.2%  | 12.4%   | 2.98%          | 13.3x   | 1.8x  |
| M SCI EM            | 3.5%    | 7.9%     | 3.5%     | 8.9%  | 8.9%   | -16.4%  | 2.63%          | 11.7x   | 1.6x  |
| NASDAQ 100          | 5.6%    | 14.6%    | 11.3%    | 54.7% | 54.7%  | 32.6%   | 0.57%          | 25.1x   | 7.2x  |

| Fixed Income     | Yield | 1 month | 3 months | YTD   | 1 year | 3 years |
|------------------|-------|---------|----------|-------|--------|---------|
| U.S. Aggregate   | 4.53% | 3.7%    | 6.7%     | 5.5%  | 5.5%   | -9.7%   |
| U.S. Corporates  | 5.19% | 4.9%    | 10.0%    | 9.2%  | 9.2%   | -12.0%  |
| Municipal Bonds  | 3.77% | 2.2%    | 6.7%     | 5.5%  | 5.5%   | -1.4%   |
| High Yield Bonds | 7.79% | 3.2%    | 7.0%     | 11.1% | 11.1%  | 2.2%    |

| Key Rates            | 12/31/2023 | 11/30/2023 | 9/30/2023 | 6/30/2023 | 12/31/2022 | 12/31/2020 |
|----------------------|------------|------------|-----------|-----------|------------|------------|
| 2 yr Treasury        | 4.25%      | 4.71%      | 5.04%     | 4.87%     | 4.42%      | 0.12%      |
| 10 yr Treasury       | 3.88%      | 4.36%      | 4.57%     | 3.81%     | 3.88%      | 0.92%      |
| 30 yr Treasury       | 4.03%      | 4.51%      | 4.70%     | 3.85%     | 3.97%      | 1.65%      |
| 30 yr Fixed Mortgage | 6.95%      | 7.57%      | 7.74%     | 7.15%     | 6.66%      | 2.87%      |
| Prime Rate           | 8.50%      | 8.50%      | 8.50%     | 8.25%     | 7.50%      | 3.25%      |

| Commodities | Level | 1 month | YTD    |
|-------------|-------|---------|--------|
| Oil (WTI)   | 71.33 | -6.1%   | -5.2%  |
| Gasoline    | 2.21  | 7.8%    | -0.6%  |
| Natural Gas | 2.31  | -17.4%  | -34.9% |
| Propane     | 0.70  | 4.7%    | -32.8% |
| Ethanol     | 1.62  | -12.6%  | -34.2% |
| Gold        | 2,072 | 0.7%    | 13.3%  |
| Silver      | 24.02 | -6.4%   | 2.9%   |
| Copper      | 3.88  | 1.3%    | -12.9% |
| Steel       | 1,135 | 8.7%    | -20.9% |
| Corn        | 4.71  | -2.5%   | -20.6% |
| Soybeans    | 12.89 | -3.3%   | -1.8%  |

Data Reflects Most Recently Available As of 12/31/2023

# About Maridea Wealth Management

Maridea is an independent advisory firm dedicated to providing clients with objective, thoughtful investment and financial guidance. We strive to deliver exceptional wealth services for exceptional families and institutions. Our mission is to provide comprehensive, objective investment and financial guidance that is focused on asset preservation and enhancement through the implementation of sophisticated investment strategies. We look to further enhance our clients' lives and missions through the alignment of their wealth and what matters most. We understand the importance of being responsive, proactive and strive to go the extra mile to meet the needs of clients.

## Contact Us

Address: 25 Kent Avenue, Suite 401, Brooklyn NY 11249

Telephone: (269) 598 0939

Email: [info@marideawealth.com](mailto:info@marideawealth.com)

Website: [www.marideawealth.com](http://www.marideawealth.com)

## Firm Disclosure

This material is provided for informational purposes only. The information contained herein should not be construed as the provision of personalized investment advice. Information contained herein is subject to change without notice and should not be considered as a solicitation to buy or sell any security. Past performance is no guarantee of future results. Investing in the stock market involves the risk of loss, including loss of principal invested, and may not be suitable for all investors. This material contains certain forward-looking statements which indicate future possibilities. Actual results may differ materially from the expectations portrayed in such forward-looking statements. As such, there is no guarantee that any views and opinions expressed in this material will come to pass. Additionally, this material contains information derived from third party sources. Although we believe these sources to be reliable, we make no representations as to the accuracy of any information prepared by any unaffiliated third party incorporated herein, and take no responsibility therefore. All expressions of opinion reflect the judgment of the authors as of the date of publication and are subject to change without prior notice.

---

Maridea Wealth Management is an independent advisory firm dedicated to providing clients with objective, thoughtful investment and financial guidance.

We strive to deliver exceptional wealth services for exceptional families and institutions. We are guided by expert advisors and have a deep understanding of your requirements to provide an exceptional client journey. We understand the importance of being responsive, proactive and strive to go the extra mile to meet the needs of our clients. Our service offerings include financial planning, investment management, estate planning, risk management and more.

---

We would be pleased to discuss any of these topics and opportunities with you.

**Please contact us at [info@marideawealth.com](mailto:info@marideawealth.com)**

**Maridea**  
WEALTH MANAGEMENT